

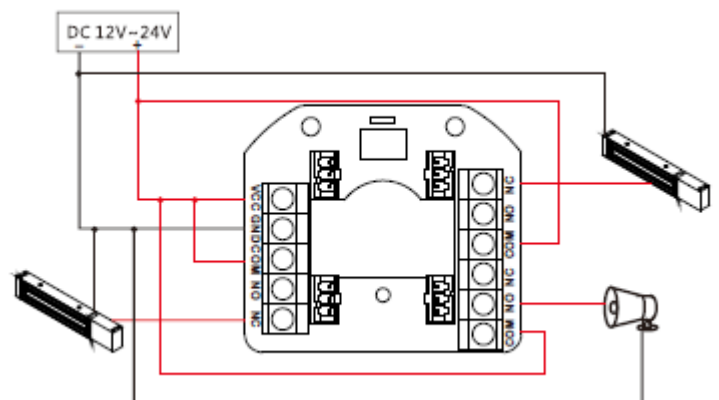


Manual door opener for outdoor use (IP67) - 3 relay outputs, reset in front

This is a new manual door opener with a built-in light that will notify when the device is activated. In addition, it has the accompanying protective cover.

NB! There is mechanical control of the outputs so that the unit does not depend on voltage for the doors to open when activated.

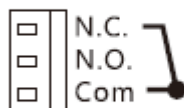
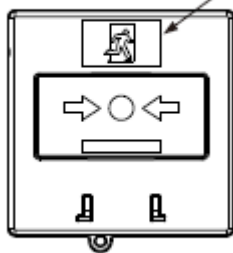
This comes with an "unbreakable" glass, which will not be destroyed when the switch is activated, but can be easily reset with the supplied key. Reset can be done from the front or the underside. This often reduces the costs of public buildings where such emergency openers are triggered prematurely.



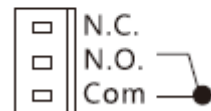
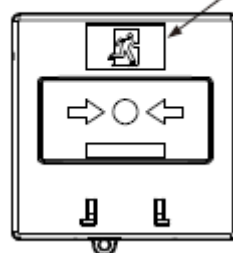
Tekniske spesifikasjoner:

Item	Data
Power supply:	12/24 VDC
Swith Output:	3A 30V
Contact Set/relé:	3
Material:	ABS plast / PC
IP-rating:	IP67
Dimensions:	86.1(D) x 92.55(B) x 55.7(H) mm

Green Display: Standby Status



Red display: Alarm Status



Trenger du support?

Vi er opptatt av at våre kunder skal få den hjelpen de trenger – og vårt supportteam er klare for å hjelpe deg!



Trenger du et kurs?

Vi holder jevnlig kurs, slik at montører bruker kortere tid og er trygge på installasjon av våre produkter.