

STI ReSet Call Points



Step 1:
Positive action - mimics the feel of breaking glass.



Step 2:
A warning indicator drops into view when the call point is activated.



Step 3:
To reset a simple key is inserted into the bottom of the call point.



Step 4:
A quick turn of the key and the call point is reset and ready for use again straight away.

PRODUCT OVERVIEW

The ReSet Call Points are a unique call point that mimic the feel of breaking glass whilst offering the user the benefits and environmental advantages of a re-settable operating element. They are compatible with most conventional fire alarm systems. They are safe to use in areas where glass cannot be used such as food processing plants and leisure centres. As the units can be simply reset they provide an ideal solution for areas that suffer from a high number of false activations such as schools, shopping centres and other public places.

HOW IT WORKS

The 'ReSet' uses a simple yet ingenious patented mechanism which consists of a rigid plastic operating element and an over centre spring mechanism. This arrangement provides real action on operation and simulates break glass activation. An activation indicator drops into view at the top of the window after the 'ReSet' has been operated. The unit is then simply reset with a key and is ready for reuse straight away.

KEY FEATURES

General Information

- Unique manual call point that mimics the feel of breaking glass whilst offering the user the benefits and environmental advantages of a resettable operating element.
- Three year guarantee against breakage of polycarbonate in normal use (one year guarantee on electromechanical and electronic components).

Design

- An indicator drops into view at the top of the window on activation. The unit is then simply reset with a key and is ready for re-use straight away.
- Built to meet the requirements of IP2X.
- Waterproof models available, tested to IP67.

Construction

- Extremely attractive, high value look and feel: glass appearance maintains operator deterrence, whilst a visible warning flag confirms activation.

Installation

- Easy installation due to no glass elements that could be broken or incorrectly fitted.
- Surface mounted, 20mm conduit entry points are provided for ease of installation.
- Current rating (all series) - 3 Amps 12-24V DC, current rating (series 02 & 11) - 3 Amps 125-250V AC.
- Installation terminal conductor size 0.5mm - 2.5mm.
- Operating temperature -20°C (-4°F) to 65°C (149°F).

Options

- Low profile, heavy-duty terminations.
- Optional integral cover can be fitted to prevent accidental activation.
- Complete functional test with every activation.
- Alternative single pole changeover & double pole versions are also available (Series 02, Series 11).

Accessories:
STI RP-K Reset Key

STI ReSet Call Points

Dimensions and Technical Information

BUILD YOUR OWN MODEL

Prefix Options:
RP - Indoor ReSet Call Point

Colour:
R = Red
G = Green
Y = Yellow
B = Blue
W = White
O = Orange

Mounting:
D2 = Surface (Dual Mount - Wall Plate & Back Box)
S2 = Surface (Back Box)
F2 = Flush (Wall Plate)

Electrical Arrangement:
01 = Conventional Fire Model (470 680Ω)
02 = Single Pole Changeover
05 = Sav-Wire 2 Wire Systems
11 = Double Pole Changeover

Label:
CL = Custom Label

Standard Function Marking - will come as standard with all models (except red & green) unless -CL is specified. See right for standard labels supplied.

RP - - -

DIMENSIONS

	Height (mm)	Width (mm)	Depth (mm)
RP Flush	87	87	23
RP Surface	87	87	58

Mounting Options



Label Options

		STANDARD FUNCTION MARKING	CUSTOM LABEL
Supplied with all red models as standard, unless -CL is specified	Supplied with all green models as standard, unless -CL is specified	Supplied with all models (except red & green) unless -CL is specified	Add -CL to desired product code (available for all colours)

Standard Function Marking:

- Contains the following labels, with black or white text, depending on colour selected:
- EMERGENCY • EMERGENCY DOOR RELEASE • EMERGENCY EXIT
 - EVACUATE • GAS ABORT • GAS RELEASE • GAS SHUT OFF • INCIDENT
 - ISOLATION SWITCH • PANIC ALARM • POOL ALARM • SMOKE VENT

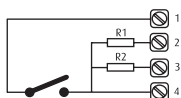
CUSTOM LABEL = Max, 2 lines, 10 characters per line including spaces

Electrical Arrangement Options

*Switch arrangements shown with ReSet in standby

Series 01*

Denotes a ReSet call point that will interface with most conventional fire alarm systems. It is fitted with two internal resistors 470 (R1) and 680 (R2) ohms. These are easily accessed through the installer terminals as illustrated.



*only available with Red models

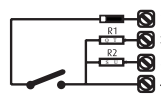
Series 02

Denotes a ReSet call point that is fitted with a single pole changeover switch both the normally open and normally closed contacts are easily accessed through the installer terminals as illustrated.



Series 05*

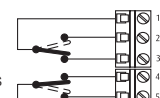
Denotes a ReSet call point (RP only) that will interface with most Sav-wire (2-wire) conventional fire alarm systems. It is fitted with two resistors 470 & 680 ohms (other resistors available upon request) and a diode. These are easily accessed through the installer terminals as illustrated.



*only available with Red models

Series 11

Denotes a ReSet call point that incorporates two independent single pole changeover switches providing double pole changeover contacts. Easily accessed through the installer terminals as illustrated.



Covers Available

Integral Cover



CI

Call Point Stopper



STI-6930/6931

Euro Stopper Flush mount



STI-15010ML

Euro Stopper Surface mount



STI-15C10ML

Enviro Stopper



STI-13620FR

Universal Stopper Surface mount



STI-13120FR



Safety Technology International

Taylor House
34 Sherwood Road
Bromsgrove
Worcestershire
B60 3DR, England

Tel: +44 (0)1527 520 999
Fax: +44 (0)1527 501 999
info@sti-emea.com
www.sti-emea.com

2306 Airport Road
Waterford, Michigan
48327, USA

Tel: 248-673-9898
Fax: 248-673-1246
Toll-free: 0800-888-4784
info@sti-usa.com
www.sti-usa.com